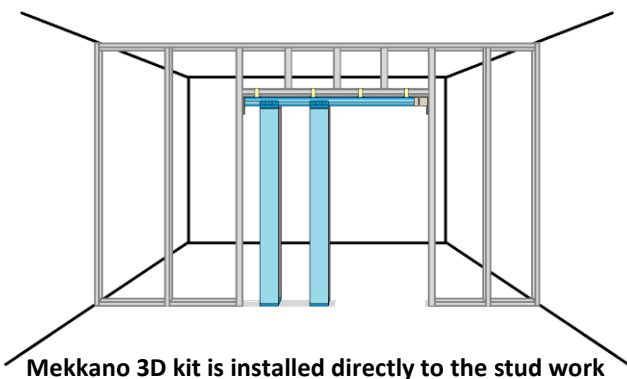


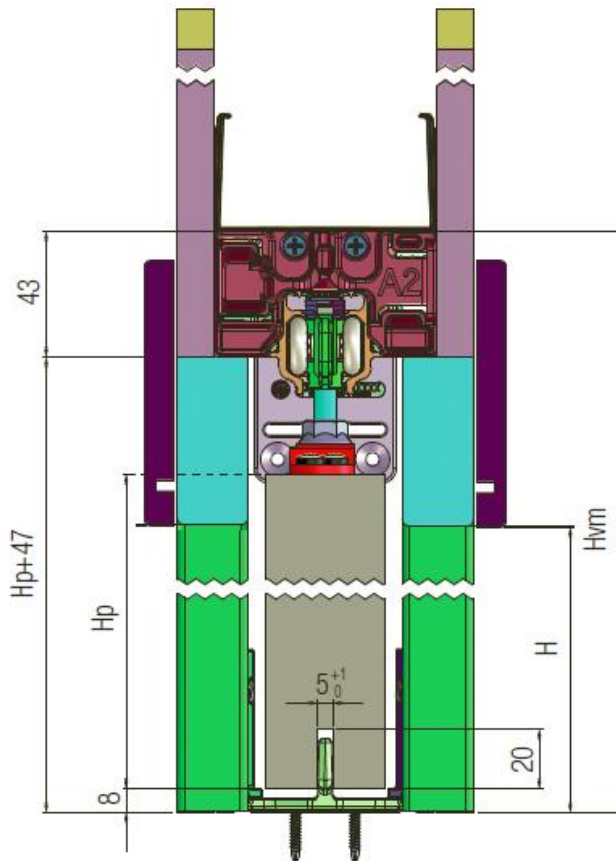


Mekkano 3D Kit – For Pocket Doors with Architraves



Mekkano 3D kit is installed directly to the stud work

Practical Advantages



Technical Benefits

Pocket Door Kit Components

- **Sliding Hardware** and stops included in the set
- **Rollers** with Delrin-covered wheels and shielded precision ball bearings, with cast metal alloy body
- **Soft-Closing "ABS" System** for up to 80kg door weight, inserted inside the track, no adjustment required or special milling of the door panel
- **Reinforced Tubular Vertical Profiles** (2 profiles per side) to keep the plaster boards rigid, straight and parallel to the pocket. No wall curving when the spacer block and special length self-tapping screws provided are used during installation

- **Easy and Quick to Install:**
 - Vertical installation directly to the metal or timber structural opening
 - Only 3 steps to install it
 - Only 1 person to assemble and fix it
- **Rigidity Guaranteed :**
 - Large tubular aluminium beam sections
 - Track integrated into the beam section
 - Tubular aluminum vertical stud profiles
 - Multiple anchor points all around the pocket door
- **Accurate Finishes** with the innovative vertical profile which can be easily plastered for the non-architrave version
- **Soft-Closing Included** providing a safe usage of the sliding door, avoids slamming and finger pinching
- **Reduced Installation Cost** for dry-liners (1 person, 30 min to install a door)
- **High Quality** stable materials : anodized aluminum alloy 6060 certified UALANOD

- **Wooden Finishing Kit** includes rubber lock jamb gaskets and soft brushes in the pocket profiles
- **MDF Wood** stable and easy to cut, no splitting
- **Lower Door Guide**, designed for 2 fixing options:
 - Directly to the floor with screws
 - Or to the vertical profile to protect prestigious floors (marble, mosaic, etc...)
- **Plastic Components** are made of a strong molded polymer compound
- **Pocket Door Kit** is packed in a yellow box to be easily found on site
- **Mekkano 3D Box** can be easily handled by carriers and on site by one person (25kg max/box)

Mekkano 3D -Some Installation Benefits



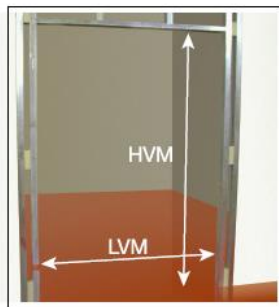
Easy Aluminum beam clipping




Multiple anchor points for a firm fixation



Roller and damper inserted together in 1 movement



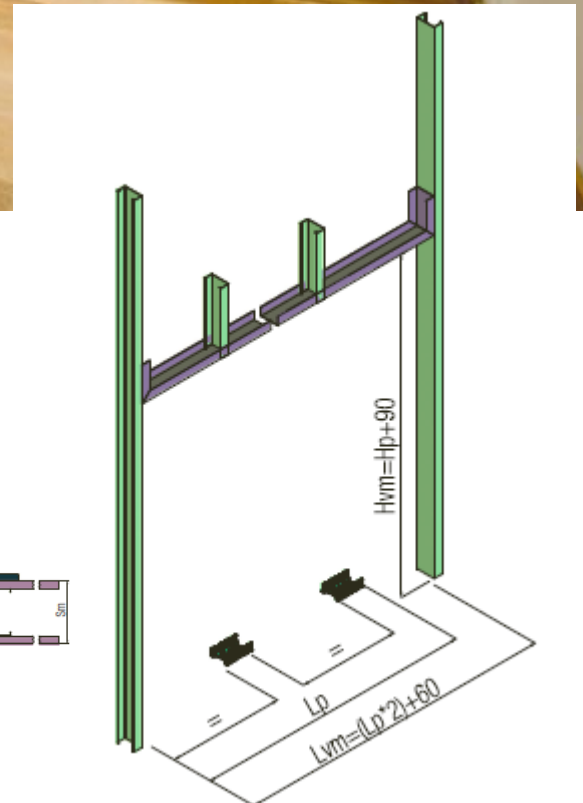
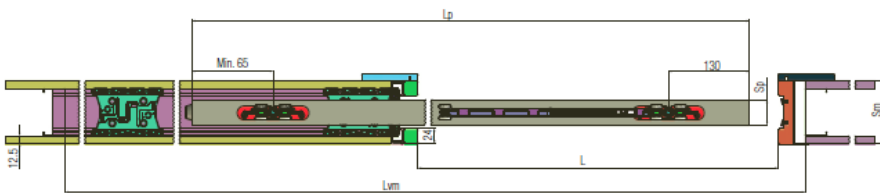
Vertical profile easy insertion by a simple "click"



Screws to fix plasterboard plates into the vertical profiles supplied inside the KIT



The vertical profile & the aluminum beam fixed together by screwing create a unique pocket door structure





See the installation video on the website www.mekcano3d.com or on www.youtube.com

A screenshot of a web browser displaying the mekkano3D website. The browser's address bar shows 'www.mekcano3d.com'. The website has a yellow header with the mekkano3D logo and 'PAT-PENDING' text. Below the header, there are two video thumbnails. The first is titled 'Mekkano 3D - Traditional Solution' and shows a man in a grey shirt installing a white horizontal bar on a glass door frame. The second is titled 'Mekkano 3D - EGO Model 2' and shows the same man installing a similar bar on a different door frame. Both videos have a play button icon in the center.



Krona Koblenz SpA, Via Piane 90, 47853 Coriano (RN) Italy Tel. +39 0541 657040 - Fax +39 0541 658211